


Alertus Notification System

Locate and install Alertus Client app in your App store

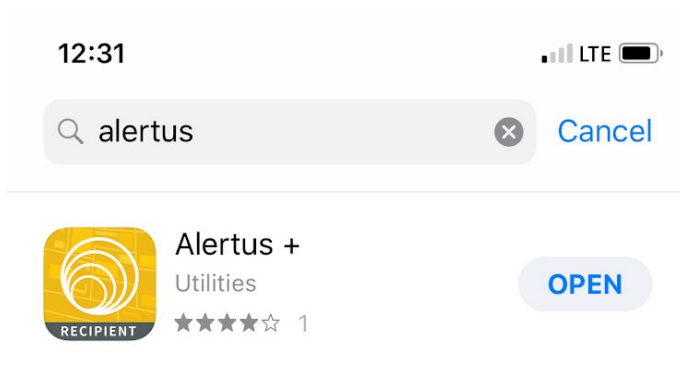
Android (Phone, Tablet)

https://play.google.com/store/apps/details?id=com.alertus.mobile_receiver



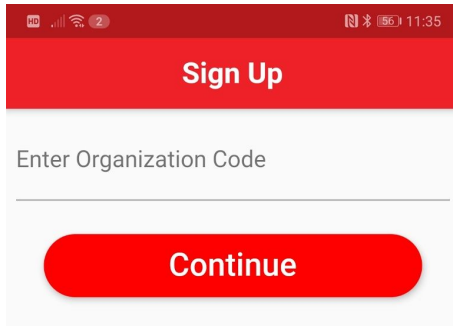
iDevice (Phone, Tablet)

<https://apps.apple.com/ca/app/alertus/id896799884>



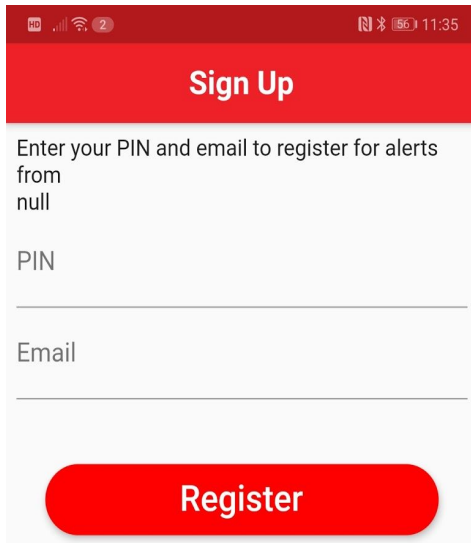
Once installed, open the Alertus app

When presented with the following screen enter: **Sperd#1**



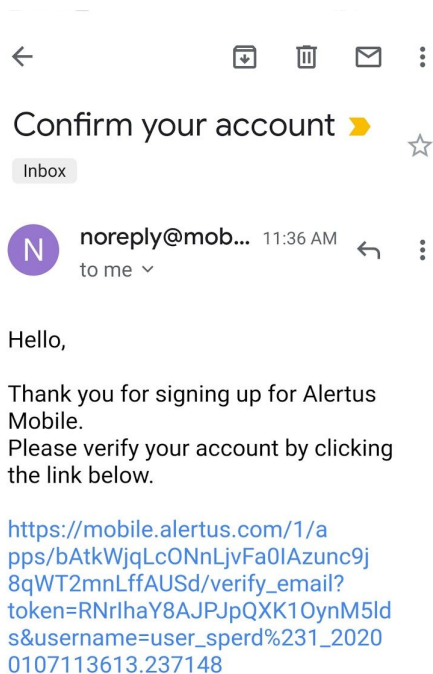
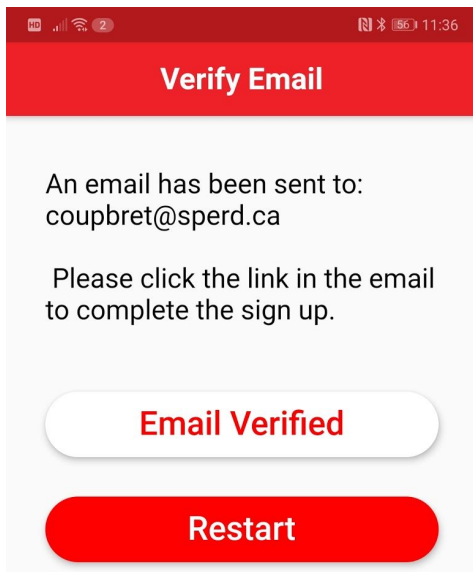
The screenshot shows a mobile app interface with a red header bar containing the text "Sign Up". Below the header is a white input field with the placeholder text "Enter Organization Code". At the bottom of the screen is a red rounded rectangular button with the text "Continue". The status bar at the top shows signal strength, Wi-Fi, and battery icons, along with the time 11:35.

You will be asked to enter an email address and a pin number. Please use a valid email address. The pin is **3323**.

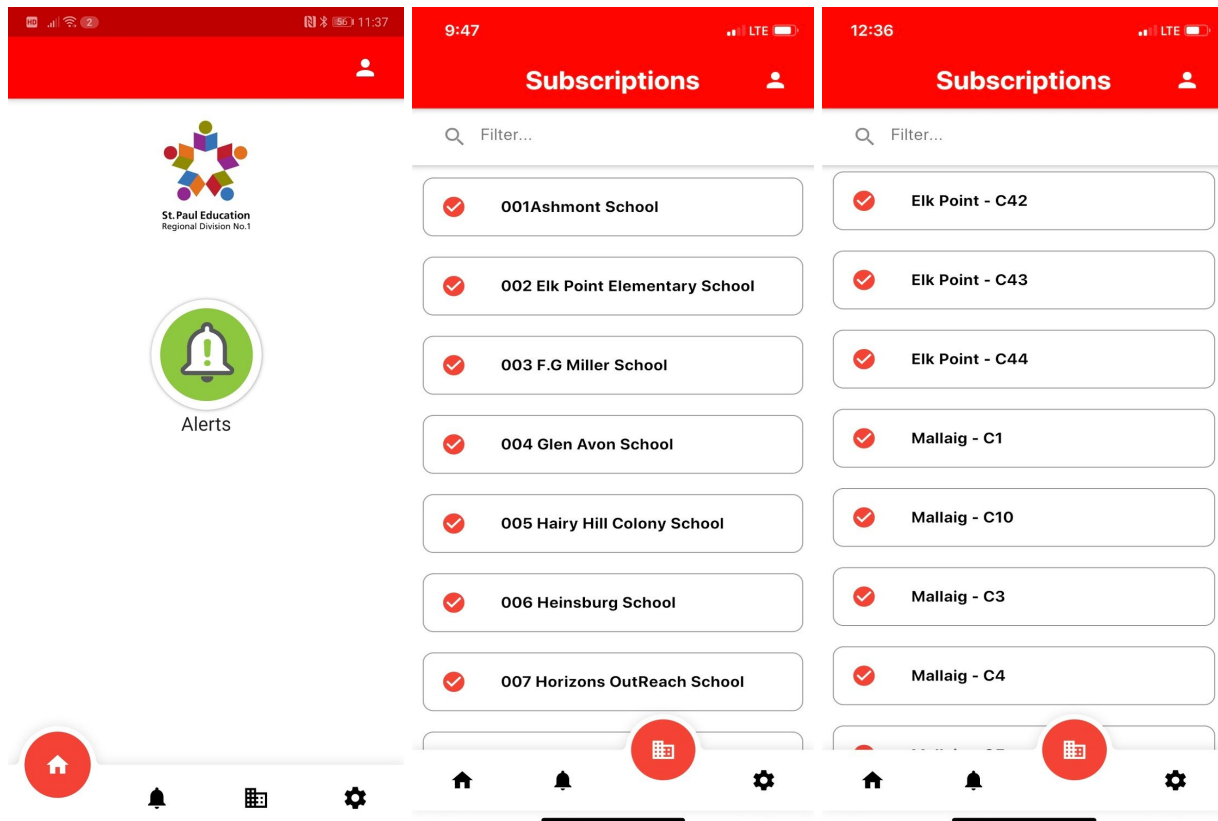



The screenshot shows a mobile app interface with a red header bar containing the text "Sign Up". Below the header is a white area with the text "Enter your PIN and email to register for alerts from null". There are two input fields: one labeled "PIN" and one labeled "Email". At the bottom of the screen is a red rounded rectangular button with the text "Register". The status bar at the top shows signal strength, Wi-Fi, and battery icons, along with the time 11:35.

An email will be sent to you with a link to confirm the email address is valid. Click on the link.



The app home screen should now display one of the following screens



If necessary, tap on the continue button to be brought to the home screen, then on the My Subscriptions  button to see a list of bussing routes and schools.

Tapping on any box will prompt you to subscribe to that bus route(s) and school(s) notifications. Tapping once the box is checked will prompt you to subscribe and confirm. Click “Yes” to confirm.

At any time you may tap on the gear to access the app settings and the Send Test Alert button. You may send a test alert at any time to check if the service is functioning properly on your device.

Please make sure your phone sound is on for push notification alerts.